

# KEY FACTS ON GEORGIA FOUNDATIONS

September 2010

## Selected Grantmaker Data, 2008

In 2008, 1,501 independent, corporate, community, and operating foundations headquartered in Georgia held assets of over \$10.8 billion and awarded more than \$800 million in grants. The effects of the recent economic crisis on the state's foundations were evident. Total assets of Georgia foundations fell 18.2 percent compared to 2007, mirroring the 17.2 percent decline in foundation assets nationally. Gifts received by Georgia foundations, while still high measured against previous years, saw a 21.8 percent decline from the previous year's record total. In spite of these losses in assets and gifts received, total giving by Georgia foundations fell by only 1.6 percent from the previous year.

The reduction in assets was also apparent in the breakdown of Georgia foundations by asset range. While figures for each of the top three brackets declined considerably, the percentage of foundations in the lowest asset range (\$1-\$250,000) increased from 34 to 39 percent. The breakdown of Georgia foundations by total giving range remained consistent with previous years, reflecting the relatively nominal change in total giving.

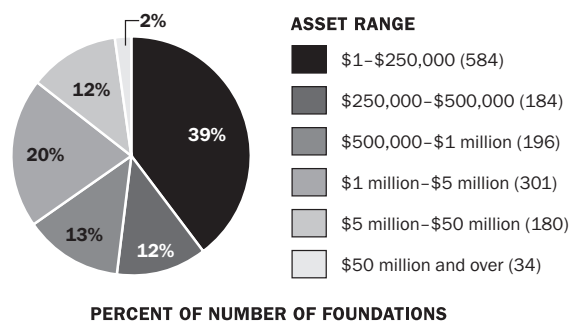
The Goizueta Foundation and Arthur M. Blank Family Foundation dropped from the list of top 10 foundations by giving for 2008, while the Wilbur and Hilda Glenn Family Foundation appeared in the rankings for the first time. Despite heavy losses in assets, collective giving by the top 10 foundations increased slightly from \$406 million in 2007 to \$411 million in 2008. Although each of the top 10 foundations by assets experienced significant losses, the order of the rankings remained largely unchanged.

## Summary Statistics for Georgia Foundations, 2003 and 2008

	2003	2008	% change
No. of Foundations	1,276	1,501	18
Total Giving	\$647,630,194	\$816,790,841	26
Total Assets	\$8,990,412,749	\$10,849,594,525	21
Gifts Received	\$476,025,115	\$847,624,876	78

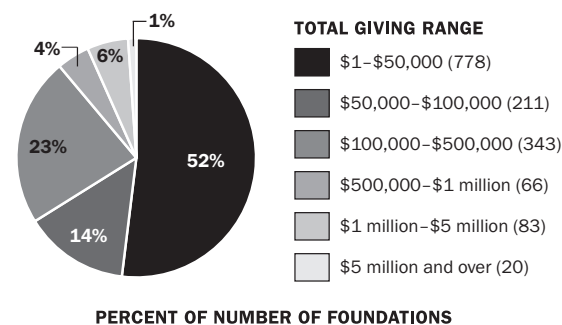
**Note:** Percent change represents current dollars. Figures exclude grantmaking public charities.

## Georgia Foundations by Asset Range, 2008



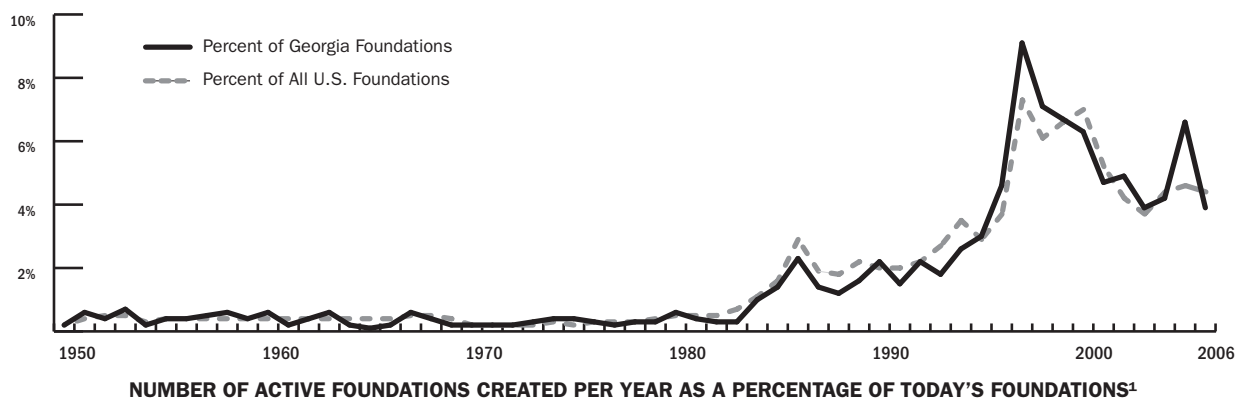
**Note:** Based on 1,501 grantmaking Georgia foundations. Actual number per category shown in parentheses. Due to rounding, percentages may not total 100. 22 foundations held assets less than \$1.

## Georgia Foundations by Total Giving Range, 2008



**Note:** Based on 1,501 grantmaking Georgia foundations. Actual number per category shown in parentheses. Due to rounding, percentages may not total 100.

## Establishment of Georgia Foundations by Year



<sup>1</sup> Based on 1,501 grantmaking Georgia foundations in 2008. Data incomplete after 2006. A total of 49 Georgia foundations established in 2007 or 2008 are currently included in the Foundation Center's database. Excludes 218 Georgia foundations established before 1950 or lacking establishment information.

### Top 10 Georgia Foundations by Total Giving, 2008

Foundation Name	Foundation Type <sup>1</sup>	Total Giving <sup>2</sup>	Fiscal Date
1. Robert W. Woodruff Foundation	IN	\$116,867,936	12/31/2008
2. The Community Foundation for Greater Atlanta	CM	96,121,637	12/31/2008
3. Marcus Foundation	IN	51,320,037	12/31/2008
4. UPS Foundation	CS	41,826,486	12/31/2008
5. Coca-Cola Foundation	CS	36,743,015	12/31/2008
6. J. Bulow Campbell Foundation	IN	29,394,715	12/31/2008
7. Bradley-Turner Foundation	IN	12,051,720	12/31/2008
8. Turner Foundation	IN	10,735,654	12/31/2008
9. Callaway Foundation	IN	8,614,058	9/30/2008
10. Wilbur and Hilda Glenn Family Foundation	IN	8,024,903	12/31/2008

**Note:** Rankings exclude grantmaking public charities. The O. Wayne Rollins Foundation was omitted from the list because updated fiscal information was not available.

<sup>1</sup> IN = Independent Foundation; CM = Community Foundation; CS = Corporate Foundation.

<sup>2</sup> Includes grants, scholarships, and employee matching gifts; excludes set-asides, loans, PRIs, and program expenses.

### Top 10 Georgia Foundations by Assets, 2008

Foundation Name	Foundation Type <sup>1</sup>	Total Assets	Fiscal Date
1. Robert W. Woodruff Foundation	IN	\$2,013,371,188	12/31/2008
2. The Community Foundation for Greater Atlanta	CM	623,078,050	12/31/2008
3. J. Bulow Campbell Foundation	IN	434,475,062	12/31/2008
4. Goizueta Foundation	IN	395,680,183	12/31/2008
5. University Financing Foundation	OP	384,294,168	12/31/2008
6. Callaway Foundation	IN	189,417,098	9/30/2008
7. Marcus Foundation	IN	170,034,465	12/31/2008
8. Wilbur and Hilda Glenn Family Foundation	IN	157,420,834	12/31/2008
9. Anverse	OP	151,069,764	6/30/2008
10. Georgia Power Foundation	CS	111,354,738	12/31/2008

**Note:** Rankings exclude grantmaking public charities. The O. Wayne Rollins and Zeist Foundations were omitted from the list because updated fiscal information was not available.

<sup>1</sup> IN = Independent Foundation; CM = Community Foundation; OP = Operating Foundation.

## Selected Giving Patterns, 2008

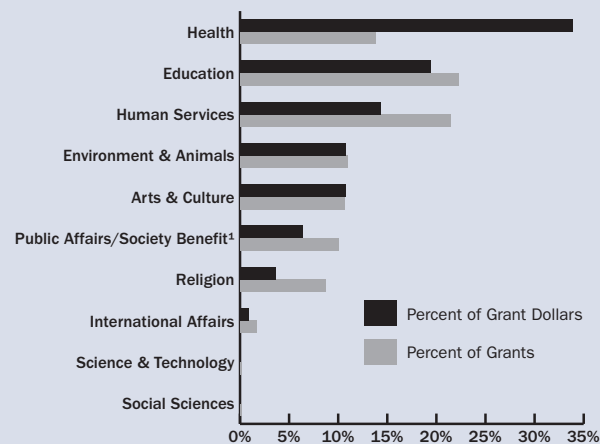
More than a third of all grant dollars given by Georgia foundations in the Foundation Center's 2008 grants sample were awarded in the field of health. The share of grant dollars for the field increased 13.3 percent over the previous year. Education received the second-highest total of grant dollars at 19.4 percent and led all other categories in the number of grants awarded. The share of funding for human services declined 4.7 percent in terms of grant dollars and 6.9 percent in the number of grants awarded. The share of grant dollars awarded to public affairs/society benefit also fell by 5.7 percent, although the number of grants awarded in this category dropped only 1.1 percent.

Thirty-five percent of the 2008 grants sample had identifiable types of support. Capital support led all other categories in both the number of grants and grant dollars. While the percentage of grants awarded in

this category declined slightly, the share of grant dollars awarded for capital projects increased sharply to 67 percent. Funding for program support, by contrast, declined 14 percent in grant dollars and 13.3 percent in the number of grants awarded.

The sudden rise in funding for health and capital support can be attributed to several exceptionally large building and renovation grants awarded by the Robert W. Woodruff Foundation to Atlanta-area health organizations. These included a \$50 million grant to Grady Memorial Hospital and another \$25 million grant to Emory University's Woodruff Health Sciences Center. The Foundation's support for Grady Memorial Hospital was part of a \$200 million pledge to be paid out over four years, which will likely influence figures on giving for the next three years.

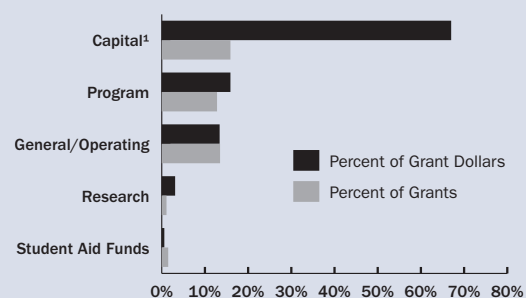
### Georgia Foundation Giving by Major Subject, 2008



**Note:** Based on grants of \$10,000 or more awarded by a sample of 22 larger Georgia foundations.

<sup>1</sup> Includes civil rights and social action, community improvement and development, philanthropy and voluntarism, and public affairs.

### Georgia Foundation Giving by Type of Support, 2008



**Note:** Based on grants of \$10,000 or more awarded by a sample of 22 larger Georgia foundations.

<sup>1</sup> Capital support includes endowment funds.

<sup>2</sup> Approximately 28 percent of grant dollars and 65 percent of grants could not be coded for a type of support due to a lack of sufficient descriptive information.