

KEY FACTS ON COMMUNITY FOUNDATIONS

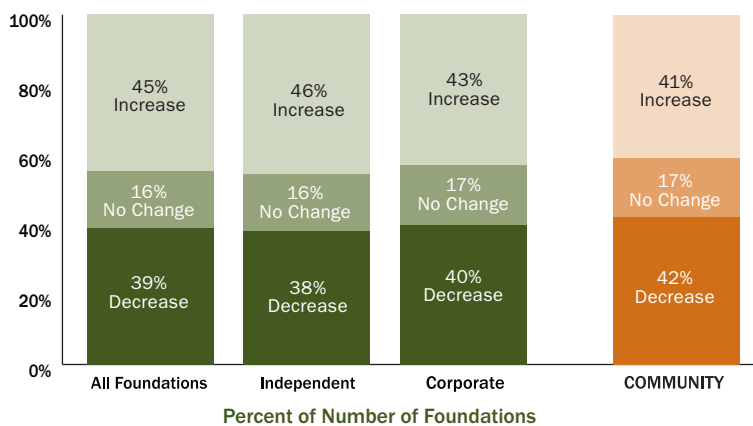
Outlook for Community Foundation Giving

For most of the past two decades, annual growth in community foundation giving has surpassed gains reported by independent and corporate foundations. This pattern reversed in 2009, with community foundation giving declining by an estimated 9.6 percent, exceeding the reductions estimated for independent (-8.9 percent) and corporate (-3.3 percent) foundations. This was the first decline in current-dollar community foundation giving recorded since 1994. Community foundations also appear to be somewhat more pessimistic about the outlook for their giving in 2010. According to the Foundation Center's latest "Foundation Giving Forecast Survey," a larger share of community foundations (42.2 percent) anticipate reducing giving this year, compared to corporate (40 percent) and independent (38.1 percent) foundations. Moreover, among the largest community foundations—those giving more than \$10 million—half expect to reduce their funding in 2010.¹

Despite reductions in giving, community foundations have been leaders in responding to needs generated by the economic crisis. According to a Foundation Center survey conducted at the height of the crisis in early 2009, 35 percent of community foundation respondents were engaging in special initiatives to help their communities cope with repercussions from the economic downturn, such as rising unemployment and homelessness.

¹For more details see S. Lawrence and R. Mukai, *Foundation Growth and Giving Estimates: Current Outlook*, The Foundation Center, New York, 2010.

A smaller share of surveyed community foundations expect to increase giving in 2010



Note: A total of 1,180 foundations responded to this question, including 883 independent, 192 community, and 105 corporate foundations. Due to rounding, figures may not add up to 100 percent.

\$4.1 billion

Estimated giving by community foundations in 2009

-9.6%

Estimated decrease in community foundation giving between 2008 and 2009

709

Number of grantmaking community foundations in 2008

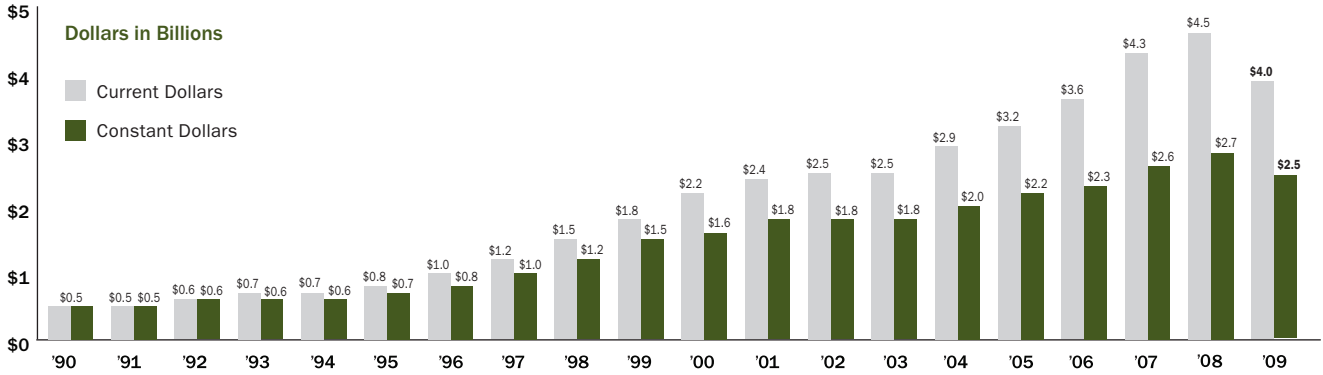
46%

Share of community foundations reporting more than \$1 million in giving in 2008

10%

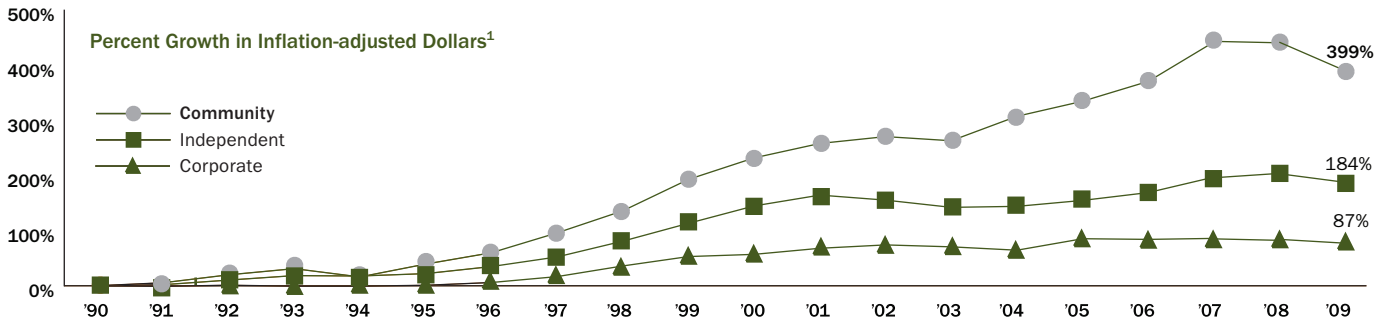
Community foundation giving as a share of all foundation giving in 2008

Despite recent decline, inflation-adjusted community foundation giving has increased fivefold since 1990



Note: Figures estimated for 2009.

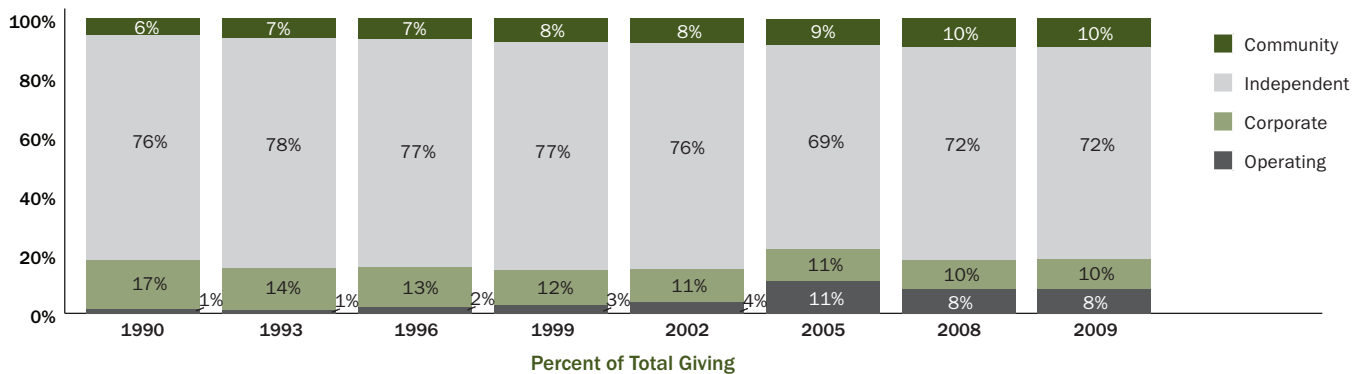
Accounting for inflation, community foundations reported the fastest cumulative growth in giving since 1990



Note: Figures estimated for 2009.

¹Percent change in constant 1990 dollars based on annual average Consumer Price Index, all urban consumers (Source: U.S. Department of Labor, Bureau of Labor Statistics, as of March 2010).

Since 1990, community foundations have nearly doubled their overall share of foundation giving



Note: Figures estimated for 2009; due to rounding, figures may not add up to 100 percent.

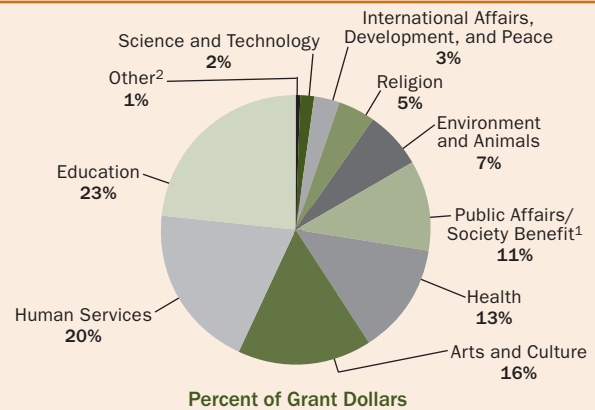
Community Foundation Giving Patterns, 2008

Compared to independent and corporate foundations, the larger community foundations included in the Foundation Center's 2008 grants sample¹ were more to provide funding for the arts, education, human services, and religion. They were less likely to provide funding for health, international affairs, and science and technology.

By target population group, community foundation giving primarily benefited children and youth and the economically disadvantaged—consistent with independent and corporate foundations. By types of support, community foundations favored program support, followed by general operating support.

¹The Foundation Center's 2008 grants sample database includes all of the grants of \$10,000 or more awarded by 1,490 of the largest U.S. foundations, including 238 community foundations. The overall sample accounted for roughly half of grant dollars awarded by the more than 75,000 grantmaking U.S. foundations.

Education and human services were the top priorities of community foundations in 2008

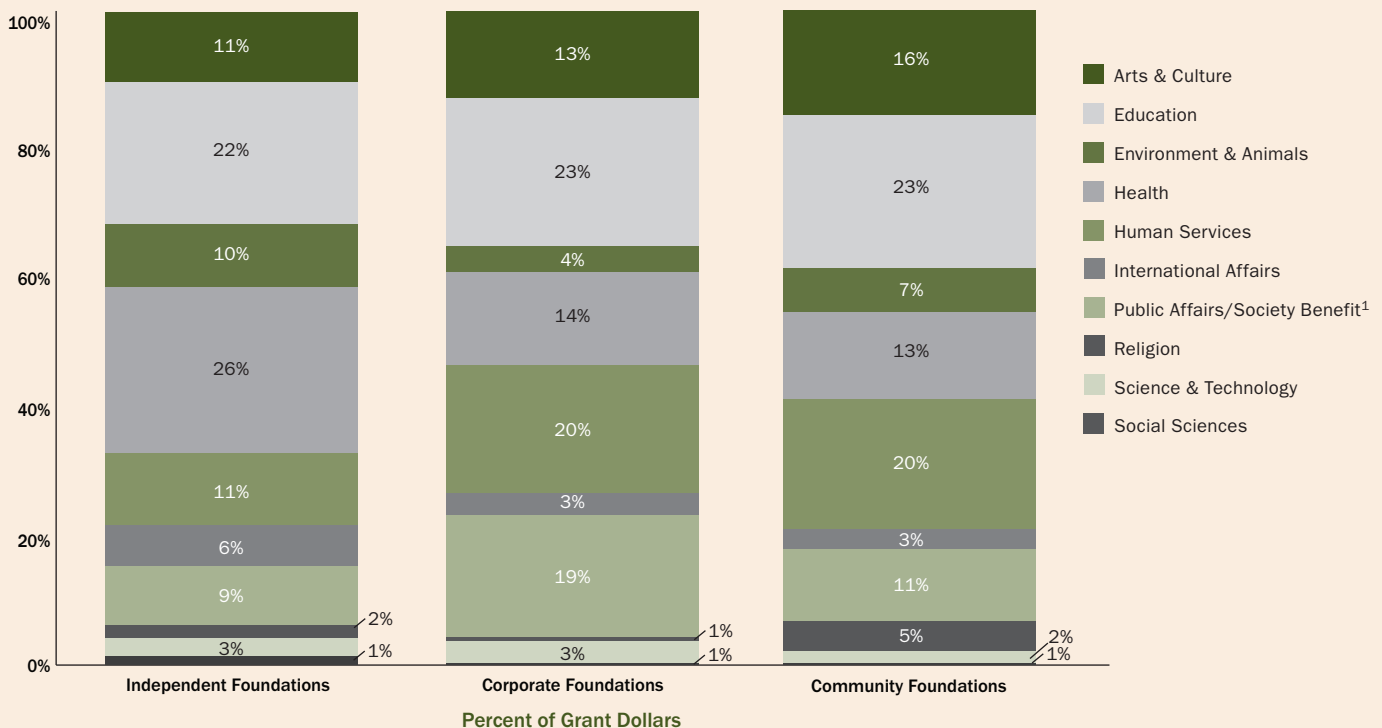


Note: Based on a sample of 238 larger community foundations. Due to rounding, figures may not add up to 100 percent.

¹Includes civil rights and social action, community improvement and development, philanthropy and voluntarism, and public affairs.

²Includes 0.4 percent of community foundation grant dollars awarded for the social sciences.

Community foundations were more likely than other foundations to fund the arts and religion in 2008

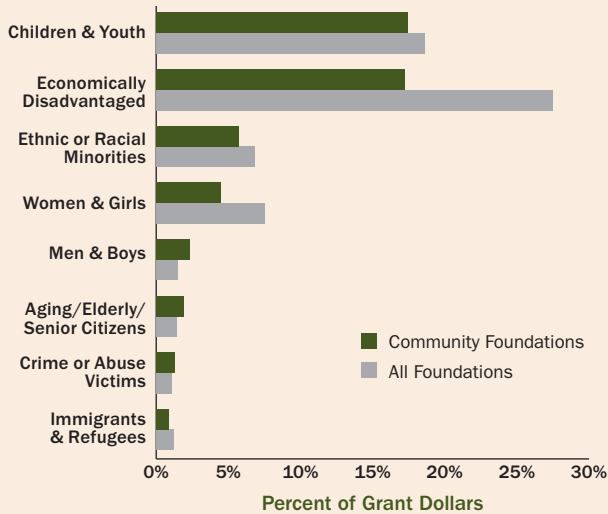


Note: Based on a sample of 1,490 larger foundations, including 238 larger community foundations. Due to rounding, figures may not add up to 100 percent.

¹Includes civil rights and social action, community improvement and development, philanthropy and voluntarism, and public affairs.

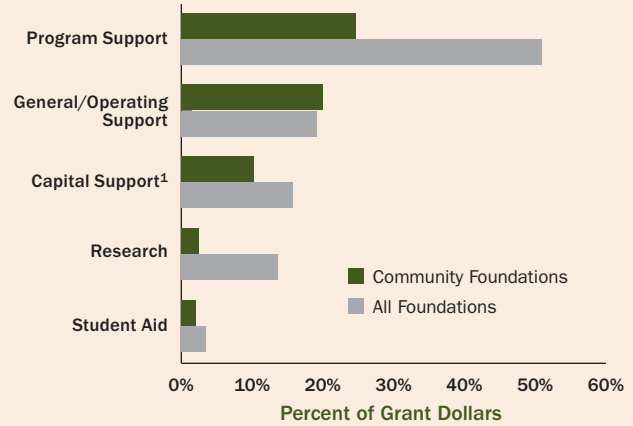
Community Foundation Giving Patterns, 2008, continued

Community foundations prioritized giving for children and youth and the economically disadvantaged in 2008



Note: Based on a sample of 1,490 larger foundations, including 238 community foundations. Chart includes selected beneficiary groups representing at least 1 percent of community foundation grant dollars. Figures represent only grants awarded to groups that could be identified as serving specific populations or grants whose descriptions specified a benefit for a specific population. These figures do not reflect all giving benefiting these groups. In addition, grants may benefit multiple population groups, e.g., a grant for homeless children, and would therefore be counted more than once.

Community foundations allocated a slightly larger share of their grant dollars for operating support than did foundations overall in 2008



Note: Based on a sample of 1,490 larger foundations, including 238 community foundations. Approximately 40 percent of community foundation grant dollars could not be identified by type of support.

¹Includes endowment funds.

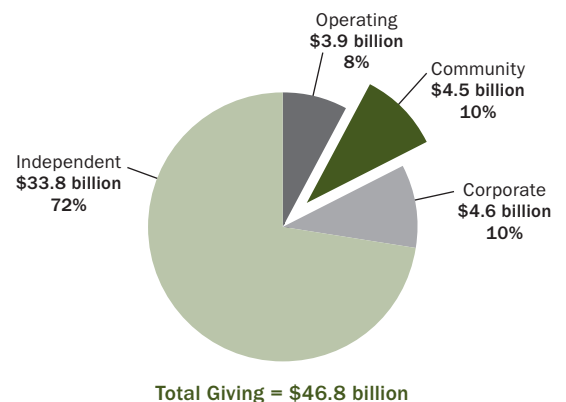
Summary 2008 Statistics for Community Foundations

Change in Community Foundations, 2007 to 2008

	2007	2008	% Change
No. of Foundations	717	709	-1.1
Total Giving	\$ 4,347,985	\$ 4,492,032	3.3
Total Assets	\$56,680,021	\$49,622,739	-12.5
Gifts Received	\$ 6,232,385	\$ 5,620,189	-9.8

Note: Dollars in thousands.

Community foundation giving represented one-tenth of total foundation giving in 2008



Note: Based on total giving by 75,595 grantmaking private and community foundations. Due to rounding, figures may not add up to 100 percent.

Summary 2008 Statistics for Community Foundations, continued

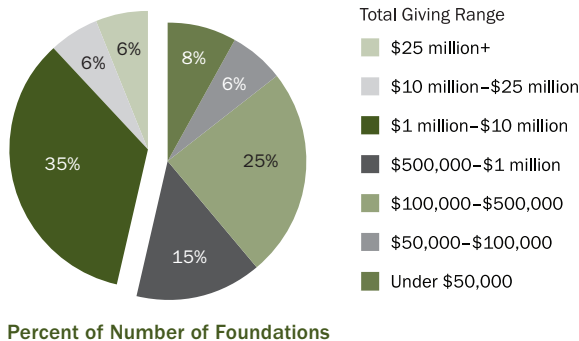
Top 25 Community Foundations by Total Giving, 2008*

Foundation Name	State	Total Giving ¹	Assets	Gifts Received	Fiscal Date
1. Silicon Valley Community Foundation	CA	\$291,096,834	\$1,494,039,827	\$190,993,344	12/31/2008
2. California Community Foundation	CA	191,222,000	1,066,262,000	175,795,000	6/30/2009
3. New York Community Trust	NY	167,769,641	1,529,867,811	59,813,005	12/31/2008
4. Greater Kansas City Community Foundation	MO	157,506,162	917,067,123	175,550,392	12/31/2008
5. Foundation For The Carolinas	NC	103,329,874	609,081,479	78,461,176	12/31/2008
6. Chicago Community Trust	IL	101,796,647	1,591,487,286	96,437,061	9/30/2008
7. Columbus Foundation and Affiliated Organizations	OH	98,710,784	817,131,821	94,409,783	12/31/2008
8. Community Foundation for Greater Atlanta	GA	96,121,637	623,078,050	115,484,928	12/31/2008
9. Boston Foundation	MA	95,928,000	682,606,000	81,563,000	6/30/2009
10. Community Foundation for the National Capital Region	DC	89,799,126	312,305,960	72,542,376	3/31/2009
11. San Francisco Foundation	CA	80,088,000	904,494,000	113,510,000	6/30/2009
12. Community Foundation of Middle Tennessee	TN	79,825,120	319,146,618	95,950,554	12/31/2008
13. Cleveland Foundation	OH	74,765,684	1,600,924,077	71,292,416	12/31/2008
14. Communities Foundation of Texas	TX	73,454,000	650,708,000	36,046,000	6/30/2009
15. Greater Houston Community Foundation	TX	70,482,897	232,738,704	94,686,855	12/31/2008
16. Denver Foundation	CO	68,821,860	440,255,460	61,889,609	12/31/2008
17. Greater Cincinnati Foundation	OH	67,134,158	378,688,276	74,090,576	12/31/2008
18. Oregon Community Foundation	OR	64,000,000	887,000,000	41,100,000	12/31/2008
19. Seattle Foundation	WA	61,419,126	506,949,751	68,169,746	12/31/2008
20. San Diego Foundation	CA	60,680,000	428,724,000	32,021,000	6/30/2009
21. Marin Community Foundation	CA	58,710,149	933,084,933	20,281,713	6/30/2009
22. East Bay Community Foundation	CA	50,665,013	331,331,578	33,720,976	6/30/2009
23. Community Foundation Serving Richmond & Central Virginia	VA	42,125,787	303,466,234	25,040,439	12/31/2008
24. Community Foundation for Southeast Michigan	MI	41,801,050	532,987,153	19,404,787	12/31/2008
25. Saint Paul Foundation	MN	40,587,239	549,996,313	42,270,896	12/31/2008

*The Tulsa Community Foundation ranked tenth in 2007, was omitted from this list because updated fiscal information was not available.

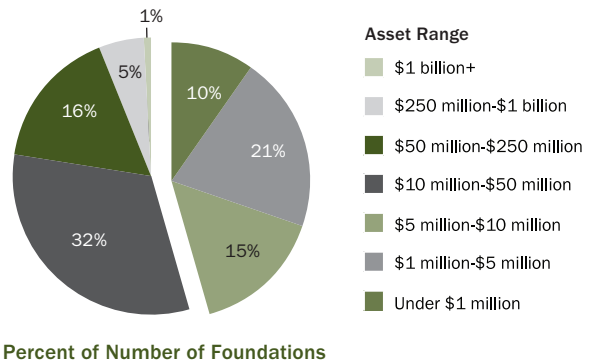
¹Includes grants, scholarships, and employee matching gifts; excludes set-asides, loans, PRIs, and program expenses.

Giving: 46 percent of community foundations reported \$1 million or more in giving in 2008



Note: Based on total giving by 709 grantmaking community foundations. Due to rounding, figures may not add up to 100 percent.

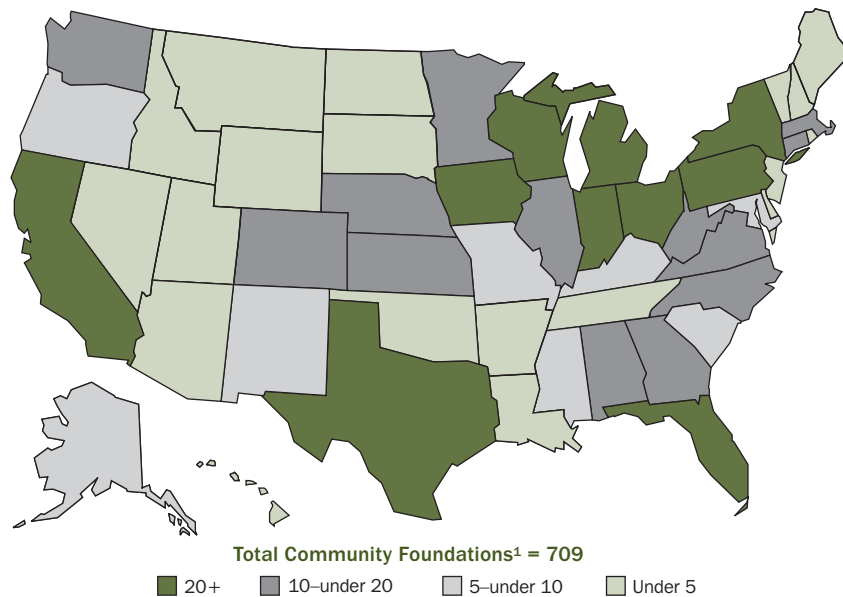
Assets: 54 percent of community foundations reported \$10 million or more in assets in 2009



Note: Based on 709 grantmaking community foundations. Due to rounding, figures may not add up to 100 percent.

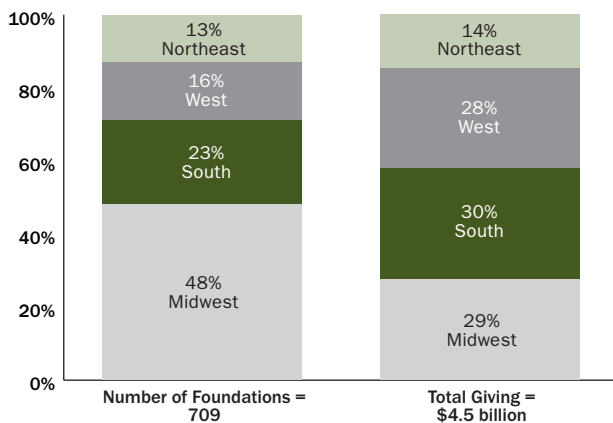
Summary 2008 Statistics for Community Foundations, continued

Community Foundations by State, 2008



¹Number of community foundations includes one foundation located in Puerto Rico and one in the Virgin Islands.

The Midwest accounted for close to half of community foundations in 2008



Note: Giving includes grants, scholarships, and employee matching gifts; excludes set-asides, loans, PRIs, and program expenses. Due to rounding, figures may not add up to 100 percent.



**FOUNDATION
CENTER**

Knowledge to build on.

79 Fifth Avenue ♦ New York, NY 10003

foundationcenter.org ♦ (212) 620-4230

Source for all data: The Foundation Center

For more information contact Reina Mukai at (212) 807-2485 or rkm@foundationcenter.org. "Key Facts on Community Foundations" is available at foundationcenter.org.